





HANDLAUFLÖSUNGEN IN PERFEKTION

- Handläufe in allen gängigen Durchmessern, Profilen und Holzarten
- Oberflächenfertigung (farblich gebeizt, lackiert oder geölt)
- Fertig konfektioniert nach ihrem Aufmaß
- Komplettes Zubehör in Holz oder Edelstahl



OBERFLÄCHENBEHANDLUNG

gebeizt, deckend und farblos lackiert, geölt

GEHRUNGSVERBINDUNGEN

nach Ihren Winkelvorgaben

SYSTEMBOHRUNGEN

für Handläufe oder Längenverbindungen

NUTFRÄSUNGEN

nach Vorgabe in allen Breiten und Tiefen

ENDENBEARBEITUNG

Halbkugel, Linse, Radius oder Fase



Systembohrungen



Fase



Radius



Nutfräsung



Linse



Halbkugel


UNSERE HOLZARTEN



Esche




Ahorn



Fichte / Tanne



Buche




Mahagoni




Douglasie




Nuss




Kiefer



Thermo-Esche




Kirsche



Eiche




Edelstahl




Birke

DIVERSE PROFILE




45 x 45 mm



80 x 40 mm



60 x 40 mm




80 x 30 mm



50 x 30 mm




55 x 50 mm



ø 50 mm



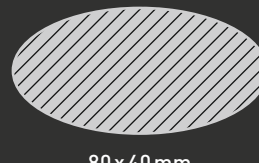
ø 45 mm



ø 42 mm



ø 40 mm



80 x 40 mm



60 x 40 mm



50 x 35 mm

KONTAKTIEREN SIE UNS GERN:

